LANScientific

LANScientific CO., Ltd.

Add: No. 19 Yong'an Road,High-tech District,Suzhou，China.
Web: en.lanscientific.com

Note: The experimental data in this manual, unless otherwise specified, are from our company and are for reference only.
The images and content in the manual are for reference purposes; any changes will not be separately notified.

LANScientific

ScopeX PS Series

Benchtop Precious Metal Analyzer

Non -destructive testing

Intelligent software

One key operation

High precision detection

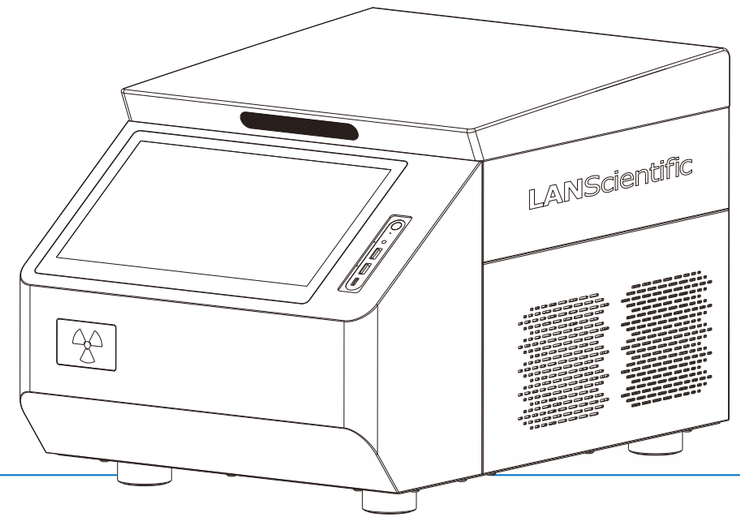

ScopeX PS Series

Instant detection, precise analysis

- No sample preparation required, rapid identification of precious metal composition
- Accuracy up to 0.01% (9999 Au)
- Integrated design, user-friendly interface, simple operation



Compact desktop design
High-capacity detection
Accurate precious metal analysis

ScopeX PS Series desktop precious metal analyzer is LANScientific's flagship benchtop XRF spectrometer designed for the precious metals industry. Featuring an integrated design and a large sample chamber, it is suitable for analyzing items of various forms.

Featuring no sample preparation required, fast detection speed, excellent stability, high accuracy, and wide applicability, ScopeX PS Series enables rapid identification of precious metal content—including gold, silver, platinum group metals, as well as non-precious metal alloy elements and gold-plated samples. It serves as a reliable tool for jewelry factories, precious metal assay centers, gold refineries, smelters, testing laboratories, and quality inspection institutions.

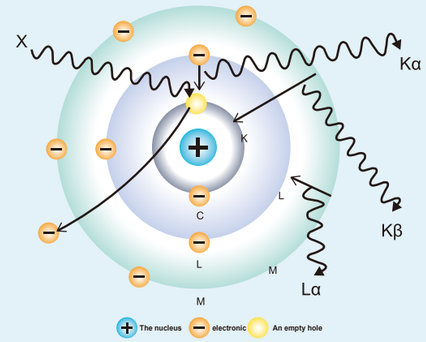

Hardware configuration



Sample stage





11.6-inch large capacitive touchscreen



Modular smart interface

Advantage

NDT

No need to process samples in the early stage, realizing nondestructive test of precious metals simply, conveniently and fast.

Integrated design

The precious metal XRF analyzer adopts an integrated design, takes up very little space, and is suitable for various counters, testing institutions, laboratories and other scenarios.

High accuracy

XRF technology provides reliable purity and composition data with an accuracy up to 0.01%.

One-click intelligent operation

The entire analysis process can be done in several seconds. The operation is simple and can be easily mastered by non-technical personnel.

Sample flexibility

Various forms of samples, as well as small parts on samples such as joints, buttons, inlays and gem support can be easily tested.

Perfect safety protection

Various safety protection mechanism including high voltage safety lock (automatic interlock), software opening cover, anti-leakage protection switch and all-metal closed shell fundamentally ensure the personal safety of operators and avoid radiation caused by accidental operation.

Product Parameters

Parameter	
Size of Host Machine	362mm×530mm×343mm（W×D×H）
Sample Chamber Size	262mmx297mmx110mm（W×D×H）
Weight	34.5kg
Display screen	11.6-inch large capacitive touchscreen
Detection range	Al—U
Test Object	Solids, liquids, powders
Tube window	Glass
Optical structure	Vertical optical path
Detector	SDD/Fast SDD（Optional）
Collimator	**ScopeX PS6**: 2.0mm collimator
	ScopeX PS7: 1.5mm collimator
Accuracy	**ScopeX PS6**: ±0.03%（9999 Au）
	ScopeX PS7: ±0.01%（9999 Au）
Camera	The built-in 5-megapixel HD CMOS color camera can not only provide users with intuitive sample positioning and image rec -ording function, but also ensure that the X-ray accurately illu -minate to the target area, improving the operation accuracy
Power supply	Supports 100-240VAC, 50/60Hz
One-click test button	Place the sample- -close the top cover- one-click test- -view the results'operation is simple for non-technical personnel to analyze by themselves
Algorithm	Adopts curve calibration method and fundamental parameter(FP) method to remove background difference, reduce error and impr -ove test accuracy
Data printing	Bluetooth printer

Application



Gold Recycling



Jewellery factory material inspection



Gold Shop/ Jewelry Showroom



Precious metal testing institution/center